

Agilent Seahorse XF Instruments





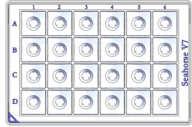
Agilent Seahorse XF HS Mini Analyzer



Agilent Seahorse XFe96 Analyzer



Agilent Seahorse XFe24 Analyzer

Plate format			
Microchamber Volume	2 μ L	2 μ L	7 μ L
Controller	Integrated full-color, touch-screen interface running Windows 10 (64 bit)	Combination computer and touch-screen display running Windows 10 (64 bit) connected to the analyzer	Combination computer and touch-screen display running Windows 10 (64 bit) connected to the analyzer
Software	Integrated software guides setup for standard assays, automatically calculates rates in real time, and provides simple file transfer for data analysis. Seahorse Analytics cloud-based software provides analysis tools and data export options.	Wave Controller software includes preloaded templates for quick experimental design, automatically calculates rates in real time, and provides tools for data interpretation as well as export options.	
Best For	<ul style="list-style-type: none"> Quantity-limited primary cells Low-respiring cell types T-cell subsets 	<ul style="list-style-type: none"> Phenotypic screening Testing many conditions at one time Dose-response studies 	<ul style="list-style-type: none"> Islets Small model organisms
Key Advantages	<ul style="list-style-type: none"> High-sensitivity XF analyzer Most reliable and reproducible for measuring low OCR rates Easy to set up and run via streamlined interface 	<ul style="list-style-type: none"> Highest throughput XF Analyzer Maximum experimental flexibility Validated for hypoxia Validated for assay temperatures 16 to 42 °C (12 to 20 °C lower ambient temperature required) 	<ul style="list-style-type: none"> Validated for hypoxia Validated for assay temperatures 16 to 42 °C (12 to 20 °C lower ambient temperature required)
Compatible Plate Types	<ul style="list-style-type: none"> XFp miniplate 	<ul style="list-style-type: none"> XFe96 microplate XFe96 spheroid plate 	<ul style="list-style-type: none"> XFe24 microplate XFe24 Islet Capture microplate

All Agilent Seahorse XF Analyzers feature:

- Compatibility with adherent and suspension cells as well as isolated mitochondria and non-mammalian samples
- Ability to perform up to four independent injections per well with automatic mixing
- Automatic calculation of oxygen consumption rate (OCR) and extracellular acidification rate (ECAR)
- Simultaneous measurement of OCR and ECAR in the same well
- Sensitivity for small sample sizes
- Ability to quantify mitochondrial respiration, glycolysis, and ATP production rates
- Label-free detection in live cells, in real time
- Windows-compatible desktop software (Wave) for viewing and exporting your Agilent Seahorse XF data
- Cloud-based Seahorse Analytics: accessible, streamlines tools to analyze and interpret your XF data

www.agilent.com/chem/discoverXF

For Research Use Only. Not for use in diagnostic procedures.

DE.288310185

This information is subject to change without notice.

© Agilent Technologies, Inc. 2020
Printed in the USA, March 11, 2020
5991-8215EN

